



## SABRE 4x2 DOT

### DURABILITY

Through Exhaustive validation and testing to create **SabreFrame** and backing it with the Industry-leading **SabreShield** Structural warranty.

### RELIABILITY

Engineered into every aspect of Sabre's operation, from the automotive bundling and routing with an exclusive, sealed multiplex Body Control Module to our cab door with 96,000 cycles of testing

### SERVICEABILITY

**Access360** Serviceability with numerous engineered accommodations to ease service and maintenance, including service checks that can be accessed from ground level

### CUSTOMIZATION

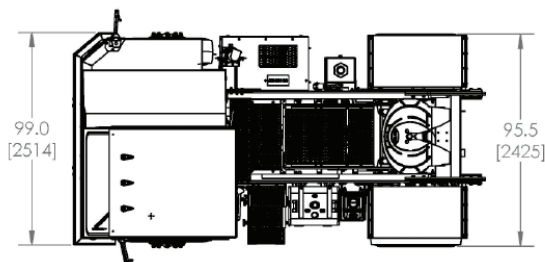
The industry leader in choices and configurations

### COMFORT AND SAFETY

Driver Optimized features such as **SabreTuned** Seat and Cab Suspension System that promote safe and productive operation

### CUSTOMER CARE

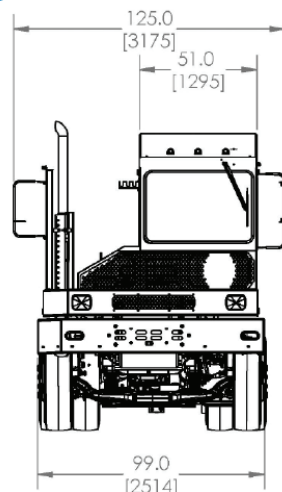
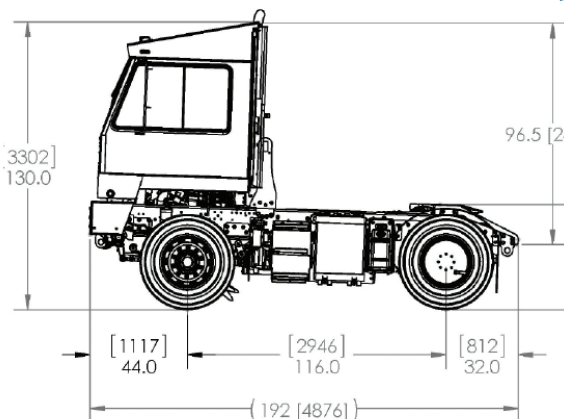
Thorough and responsive attention to your needs through our exclusive customer care promise: C3 - The Capacity Customer Commitment



## SABRE 4X2 DOT

GVWR: 81,000  
Axle: 4X2

Wheelbase: 116"  
Cab: 66"



## POWERTRAIN

Cummins ISB6.7L 200 Horsepower,  
2400 RPM Turbocharged and  
Charge Air Cooled  
3-Way Shutdown Low Oil PSI,  
High Coolant Temp, Low Coolant Level  
Air Cleaner Filter  
Air Intake Restriction Gauge - Engine Mounted  
Vertical Exhaust System  
Exhaust Heat Shield  
130 Amp Alternator  
Denso Starter  
Silicone Coolant Hoses  
Allison RDS-3000  
Meritor FF-961 12,000 lb. Capacity  
Meritor RS24-160 7.17:1 Ratio  
30,000 lb. Terminal Rating  
Dunlop SP160 11K22.5 Rib Tires  
Standard Valve Stems, TR-572 (0°)

## CHASSIS

Group 31, 750 CCA Maintenance-Free  
Batteries (2)  
Sheppard M-100 Steering  
Front Tire Flaps  
Standard Capacity Bumper  
50-Degree Taper Curbside Deck and Bumper  
Frame Structure 116" 82" Between Cab &  
Center 5th Wheel (In Up Position) and Cab  
Front and Rear Tow Eye  
Three Drain Pull Cords  
50-Gallon Fuel Tank  
Front Leaf Suspension 10L-9R  
Rear Rigid Suspension  
SAF Holland FW35 - 70,000 lb. Lift Capacity  
5th Wheel Lift Height 16"  
Backup Alarm  
Recessed Rear/Stop Lights &  
Back-Up Lights - LED

## CAB

Five Top-of-Cab Clearance Lights - LED  
Standard Mirrors  
National 2000 Series Vinyl Mid-Back Driver's Seat  
Seat Belt - Black Lap  
Standard Steering Column  
66" Cab  
Keyed Ignition  
Electric Intermittent Windshield Wipers  
Volt Meter, Oil Pressure, Water Temperature,  
Fuel Level, Air Pressure, Hour Meter,  
Speedometer, Odometer  
High Beam Headlight Indicator, Turn Signal-  
Hazard Flasher Indicator, Low Fuel, Low Air &  
Low Engine  
Oil Pressure Light & Buzzer  
12' Coiled Trailer Air Hoses  
Standard Red & Blue Glad Hand  
45,000 BTU Heater/Defroster  
Dome Light  
Head Lights

## OTHER STANDARD FEATURE

Standard Bumper Paint Black  
Standard Cab Paint White  
Standard Wheels Painted White  
Standard Steps, Grates & Handrails  
Paint "Safety Yellow"  
Standard Platform Paint White  
Standard Frame Paint Black

## CAPACITY STOCK STANDARD OPTIONS

4-point Air Ride Cab	12V Auxiliary Power Socket	Worklight, One Rear-facing
AD-IP Air Dryer	Power Terminal Overhead	Curb Side Platform-mounted -
Cab Guards	Air Conditioning	LED
Coolant Recovery Bottle	Amber Strobe Light	Worklight, One Rear-facing
Flexible Rear Fenders	Windshield Washer	Driver Side Roof-mounted - LED
Tire Flaps Behind Drive Axle, w/ Capacity Logo		8" Convex Mirrors
		Translucent Sun Visor

## DOT

Conspicuity Tape    Daytime Running Lights    License Plate Bracket    Tire Flaps Behind Drive Axle    Trailer Electric Light Cable    Sun Visor





## SABRE 4x2 OFF HIGHWAY

### DURABILITY

Through Exhaustive validation and testing to create **SabreFrame** and backing it with the Industry-leading **SabreShield** Structural warranty.

### RELIABILITY

Engineered into every aspect of Sabre's operation, from the automotive bundling and routing with an exclusive, sealed multiplex Body Control Module to our cab door with 96,000 cycles of testing

### SERVICEABILITY

**Access360** Serviceability with numerous engineered accommodations to ease service and maintenance, including service checks that can be accessed from ground level

### CUSTOMIZATION

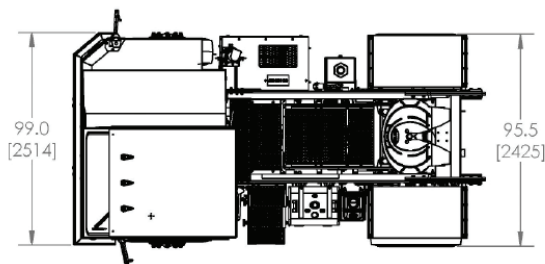
The industry leader in choices and configurations

### COMFORT AND SAFETY

Driver Optimized features such as **SabreTuned** Seat and Cab Suspension System that promote safe and productive operation

### CUSTOMER CARE

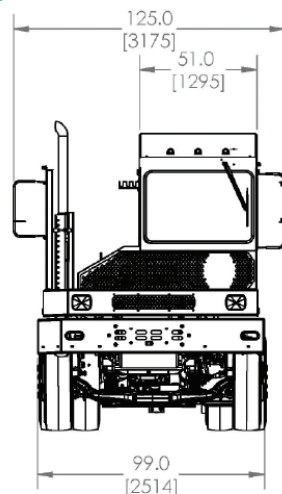
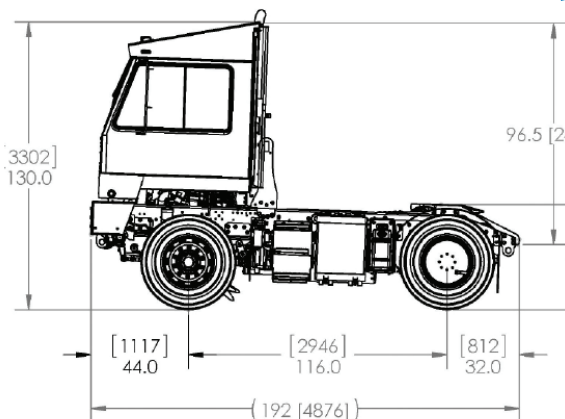
Thorough and responsive attention to your needs through our exclusive customer care promise: C3 - The Capacity Customer Commitment



### SABRE 4X2 DOT

GVWR: 81,000  
Axle: 4X2

Wheelbase: 116"  
Cab: 66"



### POWERTRAIN

Cummins QSBT4-Final 6.7L 164 Horsepower,  
2300 RPM Turbocharged and Charge Air Cooled  
3-Way Shutdown Low Oil PSI,  
High Coolant Temp, Low Coolant Level  
Air Cleaner Filter  
Air Intake Restriction Gauge - Engine Mounted  
Vertical Exhaust System  
Exhaust Heat Shield  
130 Amp Alternator  
Denso Starter  
Silicone Coolant Hoses  
Allison RDS-3000  
Meritor FF-961 12,000 lb. Capacity  
Meritor RS24-160 7.17:1 Ratio  
30,000 lb. Terminal Rating  
Dunlop SP160 11K22.5 Rib Tires  
Standard Valve Stems, TR-572 (0°)

### CHASSIS

Group 31, 750 CCA Maintenance-Free  
Batteries (2)  
Hydraguide Steering  
Front Tire Flaps  
Standard Capacity Bumper  
50-Degree Taper Curbside Deck and Bumper  
Frame Structure 116" 82" Between Cab &  
Center 5th Wheel (In Up Position) and Cab  
Front and Rear Tow Eye  
Three Drain Pull Cords  
50-Gallon Fuel Tank  
Front Leaf Suspension 10L-9R  
Rear Rigid Suspension  
SAF Holland FW35 - 70,000 lb. Lift Capacity  
5th Wheel Lift Height 16"  
Backup Alarm  
Recessed Rear/Stop Lights &  
Back-Up Lights - LED

### CAB

Five Top-of-Cab Clearance Lights - LED  
Standard Mirrors  
National 2000 Series Vinyl Mid-Back Driver's Seat  
Seat Belt - Black Lap  
Standard Steering Column  
66" Cab  
Keyed Ignition  
Electric Intermittent Windshield Wipers  
Volt Meter, Oil Pressure, Water Temperature,  
Fuel Level, Air Pressure, Hour Meter,  
Speedometer, Odometer  
High Beam Headlight Indicator, Turn Signal-  
Hazard Flasher Indicator, Low Fuel, Low Air &  
Low Engine Oil Pressure Light & Buzzer  
12' Coiled Trailer Air Hoses  
Standard Red & Blue Glad Hand  
45,000 BTU Heater/Defroster  
Dome Light  
Head Lights

### OTHER STANDARD FEATURE

Standard Bumper Paint Black  
Standard Cab Paint White  
Standard Wheels Painted White  
Standard Steps, Grates & Handrails  
Paint "Safety Yellow"  
Standard Platform Paint White  
Standard Frame Paint Black

### CAPACITY STOCK STANDARD OPTIONS

4-point Air Ride Cab	12V Auxiliary Power Socket	Worklight, One Rear-facing
AD-IP Air Dryer	Power Terminal Overhead	Curb Side Platform-mounted -
Cab Guards	Air Conditioning	LED Worklight, One Rear-facing
Coolant Recovery Bottle	Amber Strobe Light	Driver Side Roof-mounted - LED
Flexible Rear Fenders	Windshield Washer	8" Convex Mirrors
Tire Flaps Behind Drive Axle, w/ Capacity Logo		Translucent Sun Visor